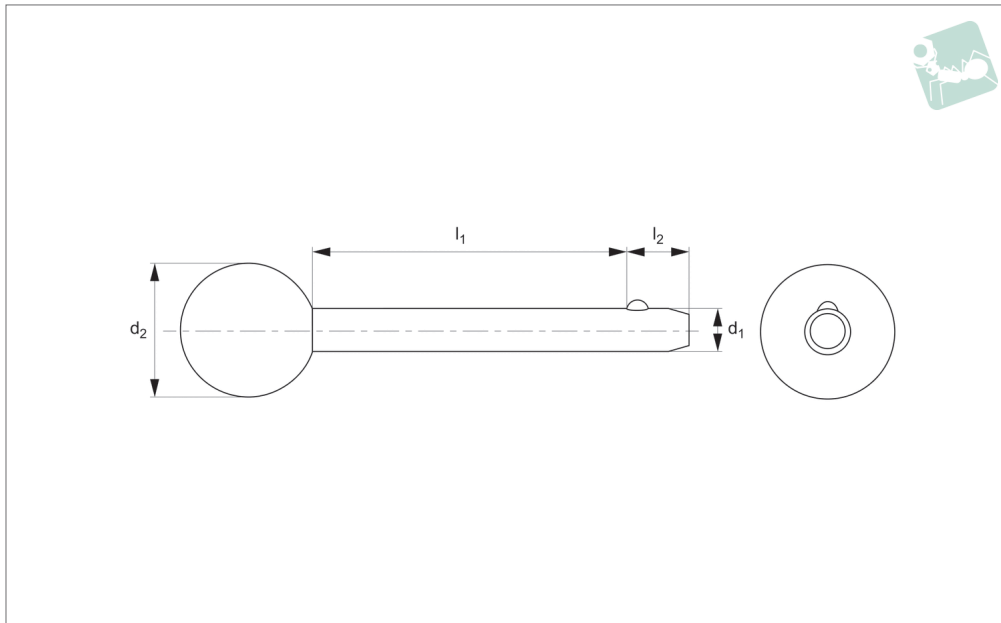




# Detent Pin - Ball Handle

steel

## Pull Pins



**PP1240**

PULL PINS

### Material

Shaft: Carbon steel (C1144), zinc plated.  
Ball & spring: Stainless steel AISI 316.

### Technical Notes

Detent pins are very economical for use in commercial and military equipment. The solid body with direct spring loaded

ball ensures reliable operation.

Can be used for locking telescopic tubing, securing bracket assemblies, as anchor clevis fittings, hinge pins and as replacement for cotter pins where frequent removal is necessary.

Hole sizes - commercial drills provide clean-

ance for our standard pins.

Inch dimensions in brackets ( ).

### Tips

Also available in stainless steel see part no. P.

Order No.	d <sub>1</sub> +0.00 -0.08	l <sub>1</sub> grip +1.50 -0.00	d <sub>2</sub>	l <sub>2</sub>	Pull out strength kg	Single shear strength kN min.
PP1240.018-050-C	4,76 (3/16")	12,7 (0,5")	19,05	5,08	1,9 - 2,3	10,8
PP1240.018-060-C	4,76 (3/16")	15,24 (0,6")	19,05	5,08	1,9 - 2,3	10,8
PP1240.018-070-C	4,76 (3/16")	17,78 (0,7")	19,05	5,08	1,9 - 2,3	10,8
PP1240.018-080-C	4,76 (3/16")	20,32 (0,8")	19,05	5,08	1,9 - 2,3	10,8
PP1240.018-090-C	4,76 (3/16")	22,86 (0,9")	19,05	5,08	1,9 - 2,3	10,8
PP1240.018-100-C	4,76 (3/16")	25,4 (1")	19,05	5,08	1,9 - 2,3	10,8
PP1240.018-110-C	4,76 (3/16")	27,94 (1,1")	19,05	5,08	1,9 - 2,3	10,8
PP1240.018-120-C	4,76 (3/16")	30,48 (1,2")	19,05	5,08	1,9 - 2,3	10,8
PP1240.018-130-C	4,76 (3/16")	33,02 (1,3")	19,05	5,08	1,9 - 2,3	10,8
PP1240.018-140-C	4,76 (3/16")	35,56 (1,4")	19,05	5,08	1,9 - 2,3	10,8
PP1240.018-150-C	4,76 (3/16")	38,1 (1,5")	19,05	5,08	1,9 - 2,3	10,8
PP1240.018-160-C	4,76 (3/16")	40,64 (1,6")	19,05	5,08	1,9 - 2,3	10,8
PP1240.018-170-C	4,76 (3/16")	43,18 (1,7")	19,05	5,08	1,9 - 2,3	10,8
PP1240.018-180-C	4,76 (3/16")	45,72 (1,8")	19,05	5,08	1,9 - 2,3	10,8
PP1240.018-190-C	4,76 (3/16")	48,26 (1,9")	19,05	5,08	1,9 - 2,3	10,8
PP1240.018-200-C	4,76 (3/16")	50,8 (2")	19,05	5,08	1,9 - 2,3	10,8
PP1240.018-210-C	4,76 (3/16")	53,34 (2,1")	19,05	5,08	1,9 - 2,3	10,8
PP1240.018-220-C	4,76 (3/16")	55,88 (2,2")	19,05	5,08	1,9 - 2,3	10,8
PP1240.018-230-C	4,76 (3/16")	58,42 (2,3")	19,05	5,08	1,9 - 2,3	10,8
PP1240.018-240-C	4,76 (3/16")	60,96 (2,4")	19,05	5,08	1,9 - 2,3	10,8
PP1240.018-250-C	4,76 (3/16")	63,5 (2,5")	19,05	5,08	1,9 - 2,3	10,8
PP1240.018-260-C	4,76 (3/16")	66,04 (2,6")	19,05	5,08	1,9 - 2,3	10,8
PP1240.018-270-C	4,76 (3/16")	68,58 (2,7")	19,05	5,08	1,9 - 2,3	10,8
PP1240.018-280-C	4,76 (3/16")	71,12 (2,8")	19,05	5,08	1,9 - 2,3	10,8
PP1240.018-290-C	4,76 (3/16")	73,66 (2,9")	19,05	5,08	1,9 - 2,3	10,8
PP1240.018-300-C	4,76 (3/16")	76,2 (3")	19,05	5,08	1,9 - 2,3	10,8
PP1240.025-050-C	6,35 (1/4")	12,7 (0,5")	31,75	7,92	2,27 - 2,73	19,3
PP1240.025-060-C	6,35 (1/4")	15,24 (0,6")	31,75	7,92	2,27 - 2,73	19,3
PP1240.025-070-C	6,35 (1/4")	17,78 (0,7")	31,75	7,92	2,27 - 2,73	19,3



Order No.	d <sub>1</sub> +0.00 -0.08	l <sub>1</sub> grip +1.50 -0.00	d <sub>2</sub>	l <sub>2</sub>	Pull out strength kg	Single shear strength kN min.
PP1240.025-080-C	6,35 (1/4")	20,32 (0,8")	31,75	7,92	2,27 - 2,73	19,3
PP1240.025-090-C	6,35 (1/4")	22,86 (0,9")	31,75	7,92	2,27 - 2,73	19,3
PP1240.025-100-C	6,35 (1/4")	25,4 (1")	31,75	7,92	2,27 - 2,73	19,3
PP1240.025-110-C	6,35 (1/4")	27,94 (1,1")	31,75	7,92	2,27 - 2,73	19,3
PP1240.025-120-C	6,35 (1/4")	30,48 (1,2")	31,75	7,92	2,27 - 2,73	19,3
PP1240.025-130-C	6,35 (1/4")	33,02 (1,3")	31,75	7,92	2,27 - 2,73	19,3
PP1240.025-140-C	6,35 (1/4")	35,56 (1,4")	31,75	7,92	2,27 - 2,73	19,3
PP1240.025-150-C	6,35 (1/4")	38,1 (1,5")	31,75	7,92	2,27 - 2,73	19,3
PP1240.025-160-C	6,35 (1/4")	40,64 (1,6")	31,75	7,92	2,27 - 2,73	19,3
PP1240.025-170-C	6,35 (1/4")	43,18 (1,7")	31,75	7,92	2,27 - 2,73	19,3
PP1240.025-180-C	6,35 (1/4")	45,72 (1,8")	31,75	7,92	2,27 - 2,73	19,3
PP1240.025-190-C	6,35 (1/4")	48,26 (1,9")	31,75	7,92	2,27 - 2,73	19,3
PP1240.025-200-C	6,35 (1/4")	50,8 (2")	31,75	7,92	2,27 - 2,73	19,3
PP1240.025-210-C	6,35 (1/4")	53,34 (2,1")	31,75	7,92	2,27 - 2,73	19,3
PP1240.025-220-C	6,35 (1/4")	55,88 (2,2")	31,75	7,92	2,27 - 2,73	19,3
PP1240.025-230-C	6,35 (1/4")	58,42 (2,3")	31,75	7,92	2,27 - 2,73	19,3
PP1240.025-240-C	6,35 (1/4")	60,96 (2,4")	31,75	7,92	2,27 - 2,73	19,3
PP1240.025-250-C	6,35 (1/4")	63,5 (2,5")	31,75	7,92	2,27 - 2,73	19,3
PP1240.025-260-C	6,35 (1/4")	66,04 (2,6")	31,75	7,92	2,27 - 2,73	19,3
PP1240.025-270-C	6,35 (1/4")	68,58 (2,7")	31,75	7,92	2,27 - 2,73	19,3
PP1240.025-280-C	6,35 (1/4")	71,12 (2,8")	31,75	7,92	2,27 - 2,73	19,3
PP1240.025-290-C	6,35 (1/4")	73,66 (2,9")	31,75	7,92	2,27 - 2,73	19,3
PP1240.025-300-C	6,35 (1/4")	76,2 (3")	31,75	7,92	2,27 - 2,73	19,3
PP1240.031-050-C	7,94 (5/16")	12,7 (0,5")	31,75	9,53	2,27 - 2,73	30,0
PP1240.031-060-C	7,94 (5/16")	15,24 (0,6")	31,75	9,53	2,27 - 2,73	30,0
PP1240.031-070-C	7,94 (5/16")	17,78 (0,7")	31,75	9,53	2,27 - 2,73	30,0
PP1240.031-080-C	7,94 (5/16")	20,32 (0,8")	31,75	9,53	2,27 - 2,73	30,0
PP1240.031-090-C	7,94 (5/16")	22,86 (0,9")	31,75	9,53	2,27 - 2,73	30,0
PP1240.031-100-C	7,94 (5/16")	25,4 (1")	31,75	9,53	2,27 - 2,73	30,0
PP1240.031-110-C	7,94 (5/16")	27,94 (1,1")	31,75	9,53	2,27 - 2,73	30,0
PP1240.031-120-C	7,94 (5/16")	30,48 (1,2")	31,75	9,53	2,27 - 2,73	30,0
PP1240.031-130-C	7,94 (5/16")	33,02 (1,3")	31,75	9,53	2,27 - 2,73	30,0
PP1240.031-140-C	7,94 (5/16")	35,56 (1,4")	31,75	9,53	2,27 - 2,73	30,0
PP1240.031-150-C	7,94 (5/16")	38,1 (1,5")	31,75	9,53	2,27 - 2,73	30,0
PP1240.031-160-C	7,94 (5/16")	40,64 (1,6")	31,75	9,53	2,27 - 2,73	30,0
PP1240.031-170-C	7,94 (5/16")	43,18 (1,7")	31,75	9,53	2,27 - 2,73	30,0
PP1240.031-180-C	7,94 (5/16")	45,72 (1,8")	31,75	9,53	2,27 - 2,73	30,0
PP1240.031-190-C	7,94 (5/16")	48,26 (1,9")	31,75	9,53	2,27 - 2,73	30,0
PP1240.031-200-C	7,94 (5/16")	50,8 (2")	31,75	9,53	2,27 - 2,73	30,0
PP1240.031-210-C	7,94 (5/16")	53,34 (2,1")	31,75	9,53	2,27 - 2,73	30,0
PP1240.031-220-C	7,94 (5/16")	55,88 (2,2")	31,75	9,53	2,27 - 2,73	30,0
PP1240.031-230-C	7,94 (5/16")	58,42 (2,3")	31,75	9,53	2,27 - 2,73	30,0
PP1240.031-240-C	7,94 (5/16")	60,96 (2,4")	31,75	9,53	2,27 - 2,73	30,0
PP1240.031-250-C	7,94 (5/16")	63,5 (2,5")	31,75	9,53	2,27 - 2,73	30,0
PP1240.031-260-C	7,94 (5/16")	66,04 (2,6")	31,75	9,53	2,27 - 2,73	30,0
PP1240.031-270-C	7,94 (5/16")	68,58 (2,7")	31,75	9,53	2,27 - 2,73	30,0
PP1240.031-280-C	7,94 (5/16")	71,12 (2,8")	31,75	9,53	2,27 - 2,73	30,0
PP1240.031-290-C	7,94 (5/16")	73,66 (2,9")	31,75	9,53	2,27 - 2,73	30,0
PP1240.031-300-C	7,94 (5/16")	76,2 (3")	31,75	9,53	2,27 - 2,73	30,0
PP1240.037-050-C	9,40 (3/8")	12,7 (0,5")	31,75	12,7	3,63 - 4,54	43,3
PP1240.037-060-C	9,40 (3/8")	15,24 (0,6")	31,75	12,7	3,63 - 4,54	43,3
PP1240.037-070-C	9,40 (3/8")	17,78 (0,7")	31,75	12,7	3,63 - 4,54	43,3
PP1240.037-080-C	9,40 (3/8")	20,32 (0,8")	31,75	12,7	3,63 - 4,54	43,3
PP1240.037-090-C	9,40 (3/8")	22,86 (0,9")	31,75	12,7	3,63 - 4,54	43,3
PP1240.037-100-C	9,40 (3/8")	25,4 (1")	31,75	12,7	3,63 - 4,54	43,3
PP1240.037-110-C	9,40 (3/8")	27,94 (1,1")	31,75	12,7	3,63 - 4,54	43,3
PP1240.037-120-C	9,40 (3/8")	30,48 (1,2")	31,75	12,7	3,63 - 4,54	43,3
PP1240.037-130-C	9,40 (3/8")	33,02 (1,3")	31,75	12,7	3,63 - 4,54	43,3
PP1240.037-140-C	9,40 (3/8")	35,56 (1,4")	31,75	12,7	3,63 - 4,54	43,3
PP1240.037-150-C	9,40 (3/8")	38,1 (1,5")	31,75	12,7	3,63 - 4,54	43,3
PP1240.037-160-C	9,40 (3/8")	40,64 (1,6")	31,75	12,7	3,63 - 4,54	43,3
PP1240.037-170-C	9,40 (3/8")	43,18 (1,7")	31,75	12,7	3,63 - 4,54	43,3
PP1240.037-180-C	9,40 (3/8")	45,72 (1,8")	31,75	12,7	3,63 - 4,54	43,3
PP1240.037-190-C	9,40 (3/8")	48,26 (1,9")	31,75	12,7	3,63 - 4,54	43,3
PP1240.037-200-C	9,40 (3/8")	50,8 (2")	31,75	12,7	3,63 - 4,54	43,3
PP1240.037-210-C	9,40 (3/8")	53,34 (2,1")	31,75	12,7	3,63 - 4,54	43,3
PP1240.037-220-C	9,40 (3/8")	55,88 (2,2")	31,75	12,7	3,63 - 4,54	43,3




# Detent Pin - Ball Handle steel

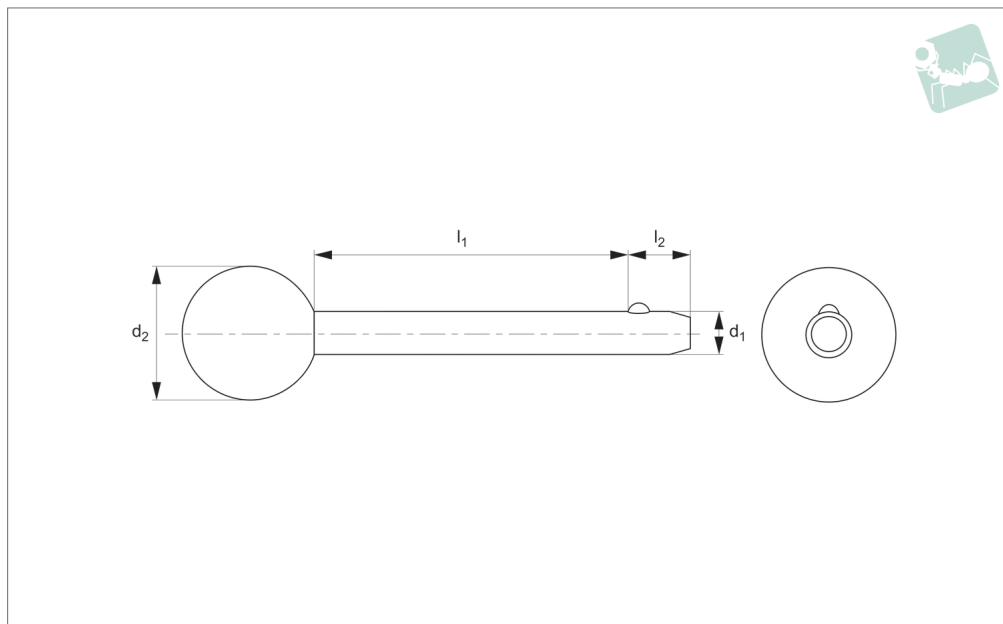
## Pull Pins

Order No.	d <sub>1</sub> +0.00 -0.08	l <sub>1</sub> grip +1.50 -0.00	d <sub>2</sub>	l <sub>2</sub>	Pull out strength kg	Single shear strength kN min.
PP1240.037-230-C	9,40 (3/8")	58,42 (2,3")	31,75	12,7	3,63 - 4,54	43,3
PP1240.037-240-C	9,40 (3/8")	60,96 (2,4")	31,75	12,7	3,63 - 4,54	43,3
PP1240.037-250-C	9,40 (3/8")	63,5 (2,5")	31,75	12,7	3,63 - 4,54	43,3
PP1240.037-260-C	9,40 (3/8")	66,04 (2,6")	31,75	12,7	3,63 - 4,54	43,3
PP1240.037-270-C	9,40 (3/8")	68,58 (2,7")	31,75	12,7	3,63 - 4,54	43,3
PP1240.037-280-C	9,40 (3/8")	71,12 (2,8")	31,75	12,7	3,63 - 4,54	43,3
PP1240.037-290-C	9,40 (3/8")	73,66 (2,9")	31,75	12,7	3,63 - 4,54	43,3
PP1240.037-300-C	9,40 (3/8")	76,2 (3")	31,75	12,7	3,63 - 4,54	43,3
PP1240.037-310-C	9,40 (3/8")	78,74 (3,1")	31,75	12,7	3,63 - 4,54	43,3
PP1240.037-320-C	9,40 (3/8")	81,28 (3,2")	31,75	12,7	3,63 - 4,54	43,3
PP1240.037-330-C	9,40 (3/8")	83,82 (3,3")	31,75	12,7	3,63 - 4,54	43,3
PP1240.037-340-C	9,40 (3/8")	86,36 (3,4")	31,75	12,7	3,63 - 4,54	43,3
PP1240.037-350-C	9,40 (3/8")	88,9 (3,5")	31,75	12,7	3,63 - 4,54	43,3
PP1240.037-360-C	9,40 (3/8")	91,44 (3,6")	31,75	12,7	3,63 - 4,54	43,3
PP1240.037-370-C	9,40 (3/8")	93,98 (3,7")	31,75	12,7	3,63 - 4,54	43,3
PP1240.037-380-C	9,40 (3/8")	96,52 (3,8")	31,75	12,7	3,63 - 4,54	43,3
PP1240.037-390-C	9,40 (3/8")	99,06 (3,9")	31,75	12,7	3,63 - 4,54	43,3
PP1240.037-400-C	9,40 (3/8")	101,6 (4")	31,75	12,7	3,63 - 4,54	43,3
PP1240.050-050-C	12,70 (1/2")	12,7 (0,5")	38,1	15,88	4,54 - 5,45	77,0
PP1240.050-060-C	12,70 (1/2")	15,24 (0,6")	38,1	15,88	4,54 - 5,45	77,0
PP1240.050-070-C	12,70 (1/2")	17,78 (0,7")	38,1	15,88	4,54 - 5,45	77,0
PP1240.050-080-C	12,70 (1/2")	20,32 (0,8")	38,1	15,88	4,54 - 5,45	77,0
PP1240.050-090-C	12,70 (1/2")	22,86 (0,9")	38,1	15,88	4,54 - 5,45	77,0
PP1240.050-100-C	12,70 (1/2")	25,4 (1")	38,1	15,88	4,54 - 5,45	77,0
PP1240.050-110-C	12,70 (1/2")	27,94 (1,1")	38,1	15,88	4,54 - 5,45	77,0
PP1240.050-120-C	12,70 (1/2")	30,48 (1,2")	38,1	15,88	4,54 - 5,45	77,0
PP1240.050-130-C	12,70 (1/2")	33,02 (1,3")	38,1	15,88	4,54 - 5,45	77,0
PP1240.050-140-C	12,70 (1/2")	35,56 (1,4")	38,1	15,88	4,54 - 5,45	77,0
PP1240.050-150-C	12,70 (1/2")	38,1 (1,5")	38,1	15,88	4,54 - 5,45	77,0
PP1240.050-160-C	12,70 (1/2")	40,64 (1,6")	38,1	15,88	4,54 - 5,45	77,0
PP1240.050-170-C	12,70 (1/2")	43,18 (1,7")	38,1	15,88	4,54 - 5,45	77,0
PP1240.050-180-C	12,70 (1/2")	45,72 (1,8")	38,1	15,88	4,54 - 5,45	77,0
PP1240.050-190-C	12,70 (1/2")	48,26 (1,9")	38,1	15,88	4,54 - 5,45	77,0
PP1240.050-200-C	12,70 (1/2")	50,8 (2")	38,1	15,88	4,54 - 5,45	77,0
PP1240.050-210-C	12,70 (1/2")	53,34 (2,1")	38,1	15,88	4,54 - 5,45	77,0
PP1240.050-220-C	12,70 (1/2")	55,88 (2,2")	38,1	15,88	4,54 - 5,45	77,0
PP1240.050-230-C	12,70 (1/2")	58,42 (2,3")	38,1	15,88	4,54 - 5,45	77,0
PP1240.050-240-C	12,70 (1/2")	60,96 (2,4")	38,1	15,88	4,54 - 5,45	77,0
PP1240.050-250-C	12,70 (1/2")	63,5 (2,5")	38,1	15,88	4,54 - 5,45	77,0
PP1240.050-260-C	12,70 (1/2")	66,04 (2,6")	38,1	15,88	4,54 - 5,45	77,0
PP1240.050-270-C	12,70 (1/2")	68,58 (2,7")	38,1	15,88	4,54 - 5,45	77,0
PP1240.050-280-C	12,70 (1/2")	71,12 (2,8")	38,1	15,88	4,54 - 5,45	77,0
PP1240.050-290-C	12,70 (1/2")	73,66 (2,9")	38,1	15,88	4,54 - 5,45	77,0
PP1240.050-300-C	12,70 (1/2")	76,2 (3")	38,1	15,88	4,54 - 5,45	77,0
PP1240.050-310-C	12,70 (1/2")	78,74 (3,1")	38,1	15,88	4,54 - 5,45	77,0
PP1240.050-320-C	12,70 (1/2")	81,28 (3,2")	38,1	15,88	4,54 - 5,45	77,0
PP1240.050-330-C	12,70 (1/2")	83,82 (3,3")	38,1	15,88	4,54 - 5,45	77,0
PP1240.050-340-C	12,70 (1/2")	86,36 (3,4")	38,1	15,88	4,54 - 5,45	77,0
PP1240.050-350-C	12,70 (1/2")	88,9 (3,5")	38,1	15,88	4,54 - 5,45	77,0
PP1240.050-360-C	12,70 (1/2")	91,44 (3,6")	38,1	15,88	4,54 - 5,45	77,0
PP1240.050-370-C	12,70 (1/2")	93,98 (3,7")	38,1	15,88	4,54 - 5,45	77,0
PP1240.050-380-C	12,70 (1/2")	96,52 (3,8")	38,1	15,88	4,54 - 5,45	77,0
PP1240.050-390-C	12,70 (1/2")	99,06 (3,9")	38,1	15,88	4,54 - 5,45	77,0
PP1240.050-400-C	12,70 (1/2")	101,6 (4")	38,1	15,88	4,54 - 5,45	77,0
PP1240.050-410-C	12,70 (1/2")	104,14 (4,1")	38,1	15,88	4,54 - 5,45	77,0
PP1240.050-420-C	12,70 (1/2")	106,68 (4,2")	38,1	15,88	4,54 - 5,45	77,0
PP1240.050-430-C	12,70 (1/2")	109,22 (4,3")	38,1	15,88	4,54 - 5,45	77,0
PP1240.050-440-C	12,70 (1/2")	111,76 (4,4")	38,1	15,88	4,54 - 5,45	77,0
PP1240.050-450-C	12,70 (1/2")	114,3 (4,5")	38,1	15,88	4,54 - 5,45	77,0
PP1240.050-460-C	12,70 (1/2")	116,84 (4,6")	38,1	15,88	4,54 - 5,45	77,0
PP1240.050-470-C	12,70 (1/2")	119,38 (4,7")	38,1	15,88	4,54 - 5,45	77,0
PP1240.050-480-C	12,70 (1/2")	121,92 (4,8")	38,1	15,88	4,54 - 5,45	77,0
PP1240.050-490-C	12,70 (1/2")	124,46 (4,9")	38,1	15,88	4,54 - 5,45	77,0
PP1240.050-500-C	12,70 (1/2")	127 (5")	38,1	15,88	4,54 - 5,45	77,0

PULL PINS



## PP1242



### Material

Shaft: Stainless steel, AISI 303.

Ball & Spring: Stainless steel, AISI 316.

### Technical Notes

Detent pins are very economical for use in commercial and military equipment.

The solid body with direct spring loaded ball ensures reliable operation.

For locking telescopic tubing, securing bracket assemblies, as anchor clevis fittings, hinge pins etc where frequent removal is necessary.

Hole sizes - commercial drills provide clearance for our standard pins.

Inch dimensions in brackets ( ).

### Tips

Also available on request in A4 (AISI 316) stainless steel, subject to min. quantity.

Order No.	d <sub>1</sub> +0.00 -0.08	l <sub>1</sub> grip +1.50 -0.00	d <sub>2</sub>	l <sub>2</sub>	Pull out strength kg	Single shear strength kN min.
PP1242.018-050-S	4,76 (3/16")	12,7 (0,5")	19,05	5,08	1,9 - 2,3	12,2
PP1242.018-060-S	4,76 (3/16")	15,24 (0,6")	19,05	5,08	1,9 - 2,3	12,2
PP1242.018-070-S	4,76 (3/16")	17,78 (0,7")	19,05	5,08	1,9 - 2,3	12,2
PP1242.018-080-S	4,76 (3/16")	20,32 (0,8")	19,05	5,08	1,9 - 2,3	12,2
PP1242.018-090-S	4,76 (3/16")	22,86 (0,9")	19,05	5,08	1,9 - 2,3	12,2
PP1242.018-100-S	4,76 (3/16")	25,4 (1")	19,05	5,08	1,9 - 2,3	12,2
PP1242.018-110-S	4,76 (3/16")	27,94 (1,1")	19,05	5,08	1,9 - 2,3	12,2
PP1242.018-120-S	4,76 (3/16")	30,48 (1,2")	19,05	5,08	1,9 - 2,3	12,2
PP1242.018-130-S	4,76 (3/16")	33,02 (1,3")	19,05	5,08	1,9 - 2,3	12,2
PP1242.018-140-S	4,76 (3/16")	35,56 (1,4")	19,05	5,08	1,9 - 2,3	12,2
PP1242.018-150-S	4,76 (3/16")	38,1 (1,5")	19,05	5,08	1,9 - 2,3	12,2
PP1242.018-160-S	4,76 (3/16")	40,64 (1,6")	19,05	5,08	1,9 - 2,3	12,2
PP1242.018-170-S	4,76 (3/16")	43,18 (1,7")	19,05	5,08	1,9 - 2,3	12,2
PP1242.018-180-S	4,76 (3/16")	45,72 (1,8")	19,05	5,08	1,9 - 2,3	12,2
PP1242.018-190-S	4,76 (3/16")	48,26 (1,9")	19,05	5,08	1,9 - 2,3	12,2
PP1242.018-200-S	4,76 (3/16")	50,8 (2")	19,05	5,08	1,9 - 2,3	12,2
PP1242.018-210-S	4,76 (3/16")	53,34 (2,1")	19,05	5,08	1,9 - 2,3	12,2
PP1242.018-220-S	4,76 (3/16")	55,88 (2,2")	19,05	5,08	1,9 - 2,3	12,2
PP1242.018-230-S	4,76 (3/16")	58,42 (2,3")	19,05	5,08	1,9 - 2,3	12,2
PP1242.018-240-S	4,76 (3/16")	60,96 (2,4")	19,05	5,08	1,9 - 2,3	12,2
PP1242.018-250-S	4,76 (3/16")	63,5 (2,5")	19,05	5,08	1,9 - 2,3	12,2
PP1242.018-260-S	4,76 (3/16")	66,04 (2,6")	19,05	5,08	1,9 - 2,3	12,2
PP1242.018-270-S	4,76 (3/16")	68,58 (2,7")	19,05	5,08	1,9 - 2,3	12,2
PP1242.018-280-S	4,76 (3/16")	71,12 (2,8")	19,05	5,08	1,9 - 2,3	12,2
PP1242.018-290-S	4,76 (3/16")	73,66 (2,9")	19,05	5,08	1,9 - 2,3	12,2
PP1242.018-300-S	4,76 (3/16")	76,2 (3")	19,05	5,08	1,9 - 2,3	12,2
PP1242.025-050-S	6,35 (1/4")	12,7 (0,5")	31,75	7,92	2,27 - 2,73	21,7
PP1242.025-060-S	6,35 (1/4")	15,24 (0,6")	31,75	7,92	2,27 - 2,73	21,7
PP1242.025-070-S	6,35 (1/4")	17,78 (0,7")	31,75	7,92	2,27 - 2,73	21,7
PP1242.025-080-S	6,35 (1/4")	20,32 (0,8")	31,75	7,92	2,27 - 2,73	21,7






# Detent Pin - Ball Handle

stainless steel

## Pull Pins

Order No.	d <sub>1</sub> +0.00 -0.08	l <sub>1</sub> grip +1.50 -0.00	d <sub>2</sub>	l <sub>2</sub>	Pull out strength kg	Single shear strength kN min.
PP1242.025-090-S	6,35 (1/4")	22,86 (0,9")	31,75	7,92	2,27 - 2,73	21,7
PP1242.025-100-S	6,35 (1/4")	25,4 (1")	31,75	7,92	2,27 - 2,73	21,7
PP1242.025-110-S	6,35 (1/4")	27,94 (1,1")	31,75	7,92	2,27 - 2,73	21,7
PP1242.025-120-S	6,35 (1/4")	30,48 (1,2")	31,75	7,92	2,27 - 2,73	21,7
PP1242.025-130-S	6,35 (1/4")	33,02 (1,3")	31,75	7,92	2,27 - 2,73	21,7
PP1242.025-140-S	6,35 (1/4")	35,56 (1,4")	31,75	7,92	2,27 - 2,73	21,7
PP1242.025-150-S	6,35 (1/4")	38,1 (1,5")	31,75	7,92	2,27 - 2,73	21,7
PP1242.025-160-S	6,35 (1/4")	40,64 (1,6")	31,75	7,92	2,27 - 2,73	21,7
PP1242.025-170-S	6,35 (1/4")	43,18 (1,7")	31,75	7,92	2,27 - 2,73	21,7
PP1242.025-180-S	6,35 (1/4")	45,72 (1,8")	31,75	7,92	2,27 - 2,73	21,7
PP1242.025-190-S	6,35 (1/4")	48,26 (1,9")	31,75	7,92	2,27 - 2,73	21,7
PP1242.025-200-S	6,35 (1/4")	50,8 (2")	31,75	7,92	2,27 - 2,73	21,7
PP1242.025-210-S	6,35 (1/4")	53,34 (2,1")	31,75	7,92	2,27 - 2,73	21,7
PP1242.025-220-S	6,35 (1/4")	55,88 (2,2")	31,75	7,92	2,27 - 2,73	21,7
PP1242.025-230-S	6,35 (1/4")	58,42 (2,3")	31,75	7,92	2,27 - 2,73	21,7
PP1242.025-240-S	6,35 (1/4")	60,96 (2,4")	31,75	7,92	2,27 - 2,73	21,7
PP1242.025-250-S	6,35 (1/4")	63,5 (2,5")	31,75	7,92	2,27 - 2,73	21,7
PP1242.025-260-S	6,35 (1/4")	66,04 (2,6")	31,75	7,92	2,27 - 2,73	21,7
PP1242.025-270-S	6,35 (1/4")	68,58 (2,7")	31,75	7,92	2,27 - 2,73	21,7
PP1242.025-280-S	6,35 (1/4")	71,12 (2,8")	31,75	7,92	2,27 - 2,73	21,7
PP1242.025-290-S	6,35 (1/4")	73,66 (2,9")	31,75	7,92	2,27 - 2,73	21,7
PP1242.025-300-S	6,35 (1/4")	76,2 (3")	31,75	7,92	2,27 - 2,73	21,7
PP1242.031-050-S	7,94 (5/16")	12,7 (0,5")	31,75	9,53	2,27 - 2,73	33,8
PP1242.031-060-S	7,94 (5/16")	15,24 (0,6")	31,75	9,53	2,27 - 2,73	33,8
PP1242.031-070-S	7,94 (5/16")	17,78 (0,7")	31,75	9,53	2,27 - 2,73	33,8
PP1242.031-080-S	7,94 (5/16")	20,32 (0,8")	31,75	9,53	2,27 - 2,73	33,8
PP1242.031-090-S	7,94 (5/16")	22,86 (0,9")	31,75	9,53	2,27 - 2,73	33,8
PP1242.031-100-S	7,94 (5/16")	25,4 (1")	31,75	9,53	2,27 - 2,73	33,8
PP1242.031-110-S	7,94 (5/16")	27,94 (1,1")	31,75	9,53	2,27 - 2,73	33,8
PP1242.031-120-S	7,94 (5/16")	30,48 (1,2")	31,75	9,53	2,27 - 2,73	33,8
PP1242.031-130-S	7,94 (5/16")	33,02 (1,3")	31,75	9,53	2,27 - 2,73	33,8
PP1242.031-140-S	7,94 (5/16")	35,56 (1,4")	31,75	9,53	2,27 - 2,73	33,8
PP1242.031-150-S	7,94 (5/16")	38,1 (1,5")	31,75	9,53	2,27 - 2,73	33,8
PP1242.031-160-S	7,94 (5/16")	40,64 (1,6")	31,75	9,53	2,27 - 2,73	33,8
PP1242.031-170-S	7,94 (5/16")	43,18 (1,7")	31,75	9,53	2,27 - 2,73	33,8
PP1242.031-180-S	7,94 (5/16")	45,72 (1,8")	31,75	9,53	2,27 - 2,73	33,8
PP1242.031-190-S	7,94 (5/16")	48,26 (1,9")	31,75	9,53	2,27 - 2,73	33,8
PP1242.031-200-S	7,94 (5/16")	50,8 (2")	31,75	9,53	2,27 - 2,73	33,8
PP1242.031-210-S	7,94 (5/16")	53,34 (2,1")	31,75	9,53	2,27 - 2,73	33,8
PP1242.031-220-S	7,94 (5/16")	55,88 (2,2")	31,75	9,53	2,27 - 2,73	33,8
PP1242.031-230-S	7,94 (5/16")	58,42 (2,3")	31,75	9,53	2,27 - 2,73	33,8
PP1242.031-240-S	7,94 (5/16")	60,96 (2,4")	31,75	9,53	2,27 - 2,73	33,8
PP1242.031-250-S	7,94 (5/16")	63,5 (2,5")	31,75	9,53	2,27 - 2,73	33,8
PP1242.031-260-S	7,94 (5/16")	66,04 (2,6")	31,75	9,53	2,27 - 2,73	33,8
PP1242.031-270-S	7,94 (5/16")	68,58 (2,7")	31,75	9,53	2,27 - 2,73	33,8
PP1242.031-280-S	7,94 (5/16")	71,12 (2,8")	31,75	9,53	2,27 - 2,73	33,8
PP1242.031-290-S	7,94 (5/16")	73,66 (2,9")	31,75	9,53	2,27 - 2,73	33,8
PP1242.031-300-S	7,94 (5/16")	76,2 (3")	31,75	9,53	2,27 - 2,73	33,8
PP1242.037-050-S	9,40 (3/8")	12,7 (0,5")	31,75	12,7	3,63 - 4,54	49,1
PP1242.037-060-S	9,40 (3/8")	15,24 (0,6")	31,75	12,7	3,63 - 4,54	49,1
PP1242.037-070-S	9,40 (3/8")	17,78 (0,7")	31,75	12,7	3,63 - 4,54	49,1
PP1242.037-080-S	9,40 (3/8")	20,32 (0,8")	31,75	12,7	3,63 - 4,54	49,1
PP1242.037-090-S	9,40 (3/8")	22,86 (0,9")	31,75	12,7	3,63 - 4,54	49,1
PP1242.037-100-S	9,40 (3/8")	25,4 (1")	31,75	12,7	3,63 - 4,54	49,1
PP1242.037-110-S	9,40 (3/8")	27,94 (1,1")	31,75	12,7	3,63 - 4,54	49,1
PP1242.037-120-S	9,40 (3/8")	30,48 (1,2")	31,75	12,7	3,63 - 4,54	49,1
PP1242.037-130-S	9,40 (3/8")	33,02 (1,3")	31,75	12,7	3,63 - 4,54	49,1
PP1242.037-140-S	9,40 (3/8")	35,56 (1,4")	31,75	12,7	3,63 - 4,54	49,1
PP1242.037-150-S	9,40 (3/8")	38,1 (1,5")	31,75	12,7	3,63 - 4,54	49,1
PP1242.037-160-S	9,40 (3/8")	40,64 (1,6")	31,75	12,7	3,63 - 4,54	49,1
PP1242.037-170-S	9,40 (3/8")	43,18 (1,7")	31,75	12,7	3,63 - 4,54	49,1
PP1242.037-180-S	9,40 (3/8")	45,72 (1,8")	31,75	12,7	3,63 - 4,54	49,1
PP1242.037-190-S	9,40 (3/8")	48,26 (1,9")	31,75	12,7	3,63 - 4,54	49,1
PP1242.037-200-S	9,40 (3/8")	50,8 (2")	31,75	12,7	3,63 - 4,54	49,1
PP1242.037-210-S	9,40 (3/8")	53,34 (2,1")	31,75	12,7	3,63 - 4,54	49,1
PP1242.037-220-S	9,40 (3/8")	55,88 (2,2")	31,75	12,7	3,63 - 4,54	49,1
PP1242.037-230-S	9,40 (3/8")	58,42 (2,3")	31,75	12,7	3,63 - 4,54	49,1

PULL PINS



Order No.	d <sub>1</sub> +0.00 -0.08	l <sub>1</sub> grip +1.50 -0.00	d <sub>2</sub>	l <sub>2</sub>	Pull out strength kg	Single shear strength kN min.
PP1242.037-240-S	9,40 (3/8")	60,96 (2,4")	31,75	12,7	3,63 - 4,54	49,1
PP1242.037-250-S	9,40 (3/8")	63,5 (2,5")	31,75	12,7	3,63 - 4,54	49,1
PP1242.037-260-S	9,40 (3/8")	66,04 (2,6")	31,75	12,7	3,63 - 4,54	49,1
PP1242.037-270-S	9,40 (3/8")	68,58 (2,7")	31,75	12,7	3,63 - 4,54	49,1
PP1242.037-280-S	9,40 (3/8")	71,12 (2,8")	31,75	12,7	3,63 - 4,54	49,1
PP1242.037-290-S	9,40 (3/8")	73,66 (2,9")	31,75	12,7	3,63 - 4,54	49,1
PP1242.037-300-S	9,40 (3/8")	76,2 (3")	31,75	12,7	3,63 - 4,54	49,1
PP1242.037-310-S	9,40 (3/8")	78,74 (3,1")	31,75	12,7	3,63 - 4,54	49,1
PP1242.037-320-S	9,40 (3/8")	81,28 (3,2")	31,75	12,7	3,63 - 4,54	49,1
PP1242.037-330-S	9,40 (3/8")	83,82 (3,3")	31,75	12,7	3,63 - 4,54	49,1
PP1242.037-340-S	9,40 (3/8")	86,36 (3,4")	31,75	12,7	3,63 - 4,54	49,1
PP1242.037-350-S	9,40 (3/8")	88,9 (3,5")	31,75	12,7	3,63 - 4,54	49,1
PP1242.037-360-S	9,40 (3/8")	91,44 (3,6")	31,75	12,7	3,63 - 4,54	49,1
PP1242.037-370-S	9,40 (3/8")	93,98 (3,7")	31,75	12,7	3,63 - 4,54	49,1
PP1242.037-380-S	9,40 (3/8")	96,52 (3,8")	31,75	12,7	3,63 - 4,54	49,1
PP1242.037-390-S	9,40 (3/8")	99,06 (3,9")	31,75	12,7	3,63 - 4,54	49,1
PP1242.037-400-S	9,40 (3/8")	101,6 (4")	31,75	12,7	3,63 - 4,54	49,1
PP1242.050-050-S	12,7 (1/2")	12,7 (0,5")	38,1	15,88	4,54 - 5,45	87,1
PP1242.050-060-S	12,7 (1/2")	15,24 (0,6")	38,1	15,88	4,54 - 5,45	87,1
PP1242.050-070-S	12,70 (1/2")	17,78 (0,7")	38,1	15,88	4,54 - 5,45	87,1
PP1242.050-080-S	12,70 (1/2")	20,32 (0,8")	38,1	15,88	4,54 - 5,45	87,1
PP1242.050-090-S	12,70 (1/2")	22,86 (0,9")	38,1	15,88	4,54 - 5,45	87,1
PP1242.050-100-S	12,70 (1/2")	25,4 (1")	38,1	15,88	4,54 - 5,45	87,1
PP1242.050-110-S	12,70 (1/2")	27,94 (1,1")	38,1	15,88	4,54 - 5,45	87,1
PP1242.050-120-S	12,70 (1/2")	30,48 (1,2")	38,1	15,88	4,54 - 5,45	87,1
PP1242.050-130-S	12,70 (1/2")	33,02 (1,3")	38,1	15,88	4,54 - 5,45	87,1
PP1242.050-140-S	12,70 (1/2")	35,56 (1,4")	38,1	15,88	4,54 - 5,45	87,1
PP1242.050-150-S	12,70 (1/2")	38,1 (1,5")	38,1	15,88	4,54 - 5,45	87,1
PP1242.050-160-S	12,70 (1/2")	40,64 (1,6")	38,1	15,88	4,54 - 5,45	87,1
PP1242.050-170-S	12,70 (1/2")	43,18 (1,7")	38,1	15,88	4,54 - 5,45	87,1
PP1242.050-180-S	12,70 (1/2")	45,72 (1,8")	38,1	15,88	4,54 - 5,45	87,1
PP1242.050-190-S	12,70 (1/2")	48,26 (1,9")	38,1	15,88	4,54 - 5,45	87,1
PP1242.050-200-S	12,70 (1/2")	50,8 (2")	38,1	15,88	4,54 - 5,45	87,1
PP1242.050-210-S	12,70 (1/2")	53,34 (2,1")	38,1	15,88	4,54 - 5,45	87,1
PP1242.050-220-S	12,70 (1/2")	55,88 (2,2")	38,1	15,88	4,54 - 5,45	87,1
PP1242.050-230-S	12,70 (1/2")	58,42 (2,3")	38,1	15,88	4,54 - 5,45	87,1
PP1242.050-240-S	12,70 (1/2")	60,96 (2,4")	38,1	15,88	4,54 - 5,45	87,1
PP1242.050-250-S	12,70 (1/2")	63,5 (2,5")	38,1	15,88	4,54 - 5,45	87,1
PP1242.050-260-S	12,70 (1/2")	66,04 (2,6")	38,1	15,88	4,54 - 5,45	87,1
PP1242.050-270-S	12,70 (1/2")	68,58 (2,7")	38,1	15,88	4,54 - 5,45	87,1
PP1242.050-280-S	12,70 (1/2")	71,12 (2,8")	38,1	15,88	4,54 - 5,45	87,1
PP1242.050-290-S	12,70 (1/2")	73,66 (2,9")	38,1	15,88	4,54 - 5,45	87,1
PP1242.050-300-S	12,70 (1/2")	76,2 (3")	38,1	15,88	4,54 - 5,45	87,1
PP1242.050-310-S	12,70 (1/2")	78,74 (3,1")	38,1	15,88	4,54 - 5,45	87,1
PP1242.050-320-S	12,70 (1/2")	81,28 (3,2")	38,1	15,88	4,54 - 5,45	87,1
PP1242.050-330-S	12,70 (1/2")	83,82 (3,3")	38,1	15,88	4,54 - 5,45	87,1
PP1242.050-340-S	12,70 (1/2")	86,36 (3,4")	38,1	15,88	4,54 - 5,45	87,1
PP1242.050-350-S	12,70 (1/2")	88,9 (3,5")	38,1	15,88	4,54 - 5,45	87,1
PP1242.050-360-S	12,70 (1/2")	91,44 (3,6")	38,1	15,88	4,54 - 5,45	87,1
PP1242.050-370-S	12,70 (1/2")	93,98 (3,7")	38,1	15,88	4,54 - 5,45	87,1
PP1242.050-380-S	12,70 (1/2")	96,52 (3,8")	38,1	15,88	4,54 - 5,45	87,1
PP1242.050-390-S	12,70 (1/2")	99,06 (3,9")	38,1	15,88	4,54 - 5,45	87,1
PP1242.050-400-S	12,70 (1/2")	101,6 (4")	38,1	15,88	4,54 - 5,45	87,1
PP1242.050-410-S	12,70 (1/2")	104,14 (4,1")	38,1	15,88	4,54 - 5,45	87,1
PP1242.050-420-S	12,70 (1/2")	106,68 (4,2")	38,1	15,88	4,54 - 5,45	87,1
PP1242.050-430-S	12,70 (1/2")	109,22 (4,3")	38,1	15,88	4,54 - 5,45	87,1
PP1242.050-440-S	12,70 (1/2")	111,76 (4,4")	38,1	15,88	4,54 - 5,45	87,1
PP1242.050-450-S	12,70 (1/2")	114,3 (4,5")	38,1	15,88	4,54 - 5,45	87,1
PP1242.050-460-S	12,70 (1/2")	116,84 (4,6")	38,1	15,88	4,54 - 5,45	87,1
PP1242.050-470-S	12,70 (1/2")	119,38 (4,7")	38,1	15,88	4,54 - 5,45	87,1
PP1242.050-480-S	12,70 (1/2")	121,92 (4,8")	38,1	15,88	4,54 - 5,45	87,1
PP1242.050-490-S	12,70 (1/2")	124,46 (4,9")	38,1	15,88	4,54 - 5,45	87,1
PP1242.050-500-S	12,70 (1/2")	127 (5")	38,1	15,88	4,54 - 5,45	87,1